



Material Transfer Vehicles

MTV-1100/1105



ENGINE

Tier 4F, Cummins® QSB6.7 250 hp (186 kW) @ 2,200 rpm

OPERATING WEIGHT

MTV-1100: 47,890 lbs (21,722 kg)

MTV-1105: 53,520 lbs (24,276 kg)



Roadtec — An Astec Industries Company

Roadtec, Inc. is proud to be a part of the family of companies that make up Astec Industries, Inc. Founded in 1972, Astec Industries has grown to become America's leading manufacturer of equipment for asphalt road building, aggregate processing, oil, gas, and water well drilling and wood processing. Roadtec continues to be an industry leader together with Astec Industries, by applying Astec's model of creative thinking bolstered by a corporate culture renowned for putting customer service first.



THE ROADTEC DIFFERENCE: DELIVERING QUALITY AND INNOVATION WITH SUPERIOR CUSTOMER SERVICE

Dependability

Roadtec has been manufacturing innovative, heavy-highway equipment since 1981. We continue to grow and add new products, yet our personal connection to our customers and our ability to respond immediately to your needs is even stronger.

Customer Service

Our customers benefit from our strong focus on customer support after the sale. Field service technicians live in the regions where they work, and respond quickly. 24/7 parts support will get you the right parts fast, and at a fair price. Our product specialists will train your team on any newly purchased machine. We also offer industry-leading training at our state-of-the-art training facility and in the field.

Count on Roadtec Equipment

We don't build roads. We make the equipment so you can cost-effectively build and maintain the world's roads. With the Roadtec heavy-duty design, we are able to keep your machine working longer while lowering maintenance and operating costs. We make your operators more comfortable and confident with our user-friendly design and our customization for special projects.



THE MTV-1100e/1105e PROVIDE NON-CONTACT PAVING WITH THE ABILITY TO EASILY MANEUVER IN TIGHT WORK SPACES

Roadtec Material Transfer Vehicles (MTVs)

The MTV-1100e and MTV-1105e material transfer vehicles allow simple entry into non-contact paving. These machines were designed from the ground up with operator features coming second only to paving performance. Roadtec is famous for durability and strength, and the wheeled MTV-1100e and the tracked MTV-1105e are no exception. While they are fabricated from heavy-duty steel, these MTVs are light enough to avoid weight permits for most transports. They are compact, easy to maneuver machines designed for customers who must work in spaces too tight for a Roadtec Shuttle Buggy® MTV.

Durability, Efficiency, and Easy Maintenance

From durability, to user-friendly systems, to simple operation and improved material handling—Roadtec took countless considerations into designing the best no storage material transfer vehicles.

Reduce Costs with Durable Parts Built to Last

All conveyors on the MTV-1100 and 1105 are outfitted with a durable roller bushing chain. Slats are crafted from abrasion-resistant steel, and thick wear plate linings are installed on the conveyor floors. The floor of the paver-loading conveyor is insulated against heat loss. Rails installed at the bottom of the conveyor help protect it from damage that could be caused by impact with a paver.

Boost Efficiency with Quick Unloading

Sized for mass discharge from standard haul trucks, the front hopper allows trucks to unload fast. A vibrating bottom plate in the hopper prevents material build-up. Heavy-duty, swiveling support casters under the hopper assure smooth movement. Complete functionality of the dump hopper is easily controlled by the operator from the main operator platform, requiring less working crew and saving money.

Blend Consistently with Triple Pitch Augers

Triple pitch augers, like those that remix in the Shuttle Buggies, are on the MTV-1100e and MTV-1105e. Placed in the front dump hopper, these augers work to blend materials where there is the largest selection available. From there, the MTV uses standard slat-chain conveyors to carefully move material back to the paver.





INNOVATIVE OPERATOR STATION IMPROVES VISIBILITY, SAFETY, AND COMFORT

Enjoy Maximum Visibly with Innovative Platform

The inventive platform design for the MTV-1100e and MTV-1105e creates open space for exceptional visibility all around the machine. The unobstructed view of the work area means a ground man is no longer required. The lower vantage point also offers the best possible views.

Improve Safety with Staircase Accessibility

The MTV has an innovative staircase entrance, instead of a ladder. The staircase allows the crew to cross over the machine, and over the paving line, instead of moving between equipment. This limits the risk of creating footprints in the mat, and makes a safer work environment. The staircase also makes it easy for the operator to communicate with those on the ground, improving safety and productivity.

Drive Comfortably with Single Joystick

A single joystick controls all propel functions, direction, and speed, for both the wheeled and tracked MTVs. Simple switches with carefully arranged layouts make using the Roadtec MTV easy and smooth. Backlit panels make night jobs just as easy as day jobs. Switches are durable, long lasting, and create a tactile operation that allows users to keep their eyes on the road. These are the features your crew wants.



SMOOTHLY & EFFORTLESSLY CARRY MATERIAL ANYWHERE, WITH TRACKS MADE FOR ANY ENVIRONMENT

Float on Any Base with Ease

With the MTV-1105e, you never have to worry about the jobsite base—the tracked MTV-1105e can handle it. If the ground is solid enough for paving, the MTV-1105e smoothly and effortlessly carries material anywhere you need. There's never a concern about slipping a wheel and leaving a rut.

Maneuver Confidently with Unlimited Grip


The larger contact patches of a tracked machine enable easier maneuvering on soft bases. Additionally, the MTV-1105e can push trucks without worry. Whether climbing steep grades or moving over heavy tack, the additional rubber on the road gives the operator the confidence to keep the job going.

Experience Time Tested Durability

The rubber band on the MTV-1105 track system is time tested and well established, because it is identical to the Roadtec RP-195e tracked paver. The track system, as well as the pump and motors, are proven to handle heavy loads and tough conditions successfully. The MTV-1105 is ready to tackle any paving job with ease.



The MTV-1100e and MTV-1105e share the same material handling, frame structure, and controls. Experience Roadtec's famous performance on wheels or tracks.



MTVS DESIGNED FOR INCREASED DURABILITY, IMPROVED PERFORMANCE AND EASY MAINTENANCE

Rest Assured with Stress-Free Maintenance

Hydraulically operated clean-out doors on each conveyor make end-of-day cleaning easy and quick. Remote located grease points and fluid-fills are worked into stress-free routine maintenance. The main electrical box and DEF tank, along with almost all other maintenance items, are easy to reach from the ground, and don't force your crew to open the hood or crawl on the ground for regular checks.

Improve Productivity with Long Life Clad Wear Liners

The MTV's conveyor floor plates are clad to ensure a long life. Running hot mix asphalt all day, every day can take a toll on weaker steels. Fortunately, with clad liners in these MTVs, it will be as is there is no wear at all. The floor pans stand up to material like never before.

Work Safely with a Durable Frame

The MTV-1100e has an extremely strong frame that is fabricated, welded, and assembled by Roadtec. Using American steel, these machines are built by dedicated technicians in Chattanooga, Tennessee. At Roadtec, we don't assemble parts—we build machines.

OPTIONS

AUXILIARY POWER AND LIGHTING

- 4 kW Continuous Duty Hydraulic Generator
- Truck Dump Signal Light
- Dump Hopper Landing Lights
- Road Light Package – Six 24V Road Lights
- Night Light Package

MISCELLANEOUS

- Automated Lubrication System
- Truck Hitch Instead of Push Rollers
- Environmental Agent Spray-Down System
- Automated Release Agent Spray down system
- Tire Spray System
- Auto Tracking Package
- Auto-Feed Hopper monitor

EDGE® Extended Equipment Warranty

The EDGE® Extended Equipment Warranty is an industry leading warranty that demonstrates Roadtec's confidence in the quality and reliability of our products and our dedication to success. The Edge® warranty goes above and beyond current industry warranties to further protect your equipment investment from unplanned repairs. With Roadtec's extended Edge® warranty, parts and labor are covered for 2 years, and up to 2,000 hours beyond Roadtec's standard warranty period of 1-year/1,000 hours. The EDGE® warranty gives owners a competitive edge by covering most parts at full replacement cost, not including wear components, which lowers operating costs.



SPECIFICATIONS

ENGINE

- Tier 4F, Cummins® QSB6.7 250 hp (186 kW) @ 2,200 rpm

WEIGHTS

- 47,890 lbs (21,722 kg)

COOLING SYSTEM

- Dual, quiet operation fans

ELECTRICAL SYSTEM

- Standard system includes heavy-duty 95 amp alternator, 24V starting system and circuit breaker protection of all systems.

PROPEL SYSTEM

- Hydrostatic drive
- Continuously variable speed control with two speed ranges

SPEED

- Working speed:
MTV-1100: 0-2.3 mph (0-3.7 kph)
MTV-1105: 0-2.4 mph (0-3.7 kph)
- Travel speed:
MTV-1100: 0-9.6 mph (15.4 kph)
MTV-1105: 0-7.4 mph (11.9 kph)

TIRES - MTV-1100

- Rock Lug - 17.5" x 25" (445 mm x 635 mm)

TRACKS - MTV-1105

- 18" (457 mm) Wide, Steel Reinforced Rubber Track Band

OPERATOR STATIONS

- Operator positions on both sides.
- Comfort Drive™ stations on both sides of the platform make for easy operation, no matter the job.

BRAKE SYSTEM

- Hydrodynamic brakes and parking brakes

TRUCK DUMP HOPPER

- Front hopper has swivel support casters. Vibrating floor plate. 9'2" (2,794 mm) wide truck opening.
- Hydraulic, adjustable push rollers.
- Hydraulic front hopper baffle adjustable for optimal material flow.

DUMP HOPPER TRANSVERSE AUGER (C1)

- Triple pitch 22" (559 mm) o.d. cast, segmented auger.

DUMP HOPPER UNLOADING CONVEYOR

- Drag conveyor with 600 tph (544 mtph) capacity.
- Dual roller bushing chain.

- Heavy-duty flights 5/8" (1644 mm) thick, 5 9/16" (142 mm) wide, and 33 3/4" (857 mm) long

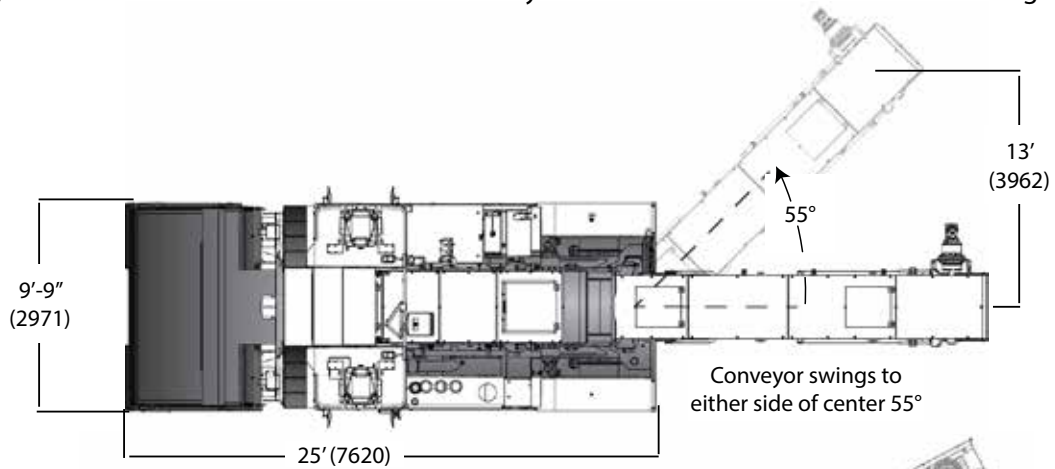
PAVER LOADING CONVEYOR (C3)

- Drag conveyor with 600 tph (544 mtph) capacity.
- Dual roller bushing chain.
- Slats are 1/2" (12.7 mm) thick, 4 3/4" (121 mm) wide and 30" (762 mm) long.
- 500 BHN bolted replaceable floor plates and doors.
- Conveyor can be positioned up to 55° to either side of center.
- Conveyor guard rails

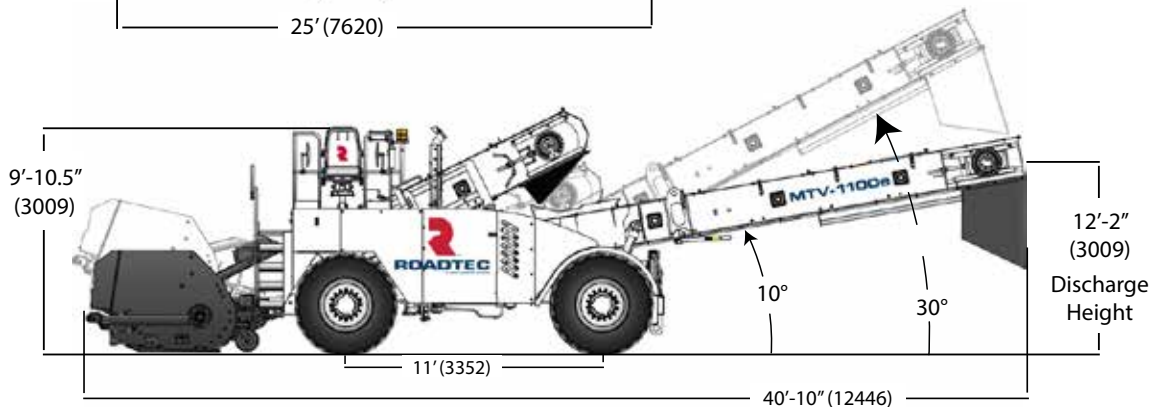
SERVICE CAPACITIES

- Fuel Tank 120 gal (454 l)
- Hydraulic Fluid Tank..... 80 gal (303 l)

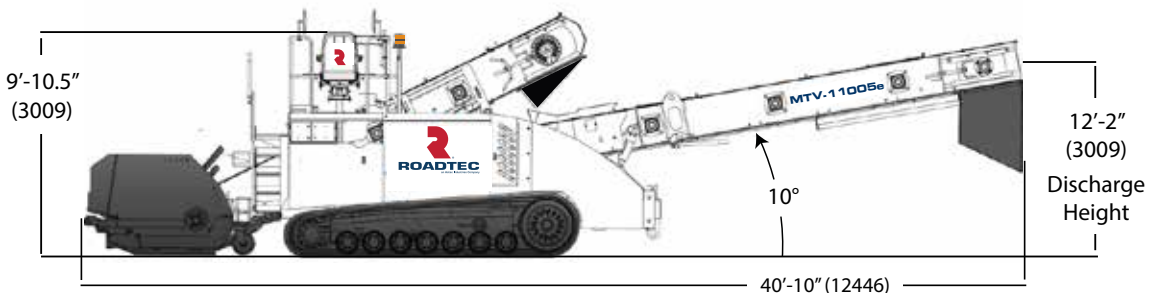
MTV-1100 & MTV-1105



MTV-1100



MTV-1105



Dimensions in brackets are mm.

Specifications are subject to change without notice.



ROADTEC.COM

ROADTEC an Astec Industries Company

800 MANUFACTURERS RD • CHATTANOOGA, TN 37405 USA • 800.272.7100 • FAX 423.267.7104 • roadtec.com

190318



© 2018 Roadtec, Inc. All Rights Reserved